




Load Restrictions

- 9 Ton  (City Roads not posted)
- 10 Ton  (City Roads)
- County Roads 
- All other roads are 5 ton